


# ALT Standard Surfacing Options Pedestrian & Vehicular Traffic Systems



## Technical Data Sheet

ALT reinforced and unreinforced waterproofing and surfacing systems are available with a variety of surfacing and finish options. For pedestrian traffic systems, an aesthetically pleasing look and texture can be achieved with ALT R291 Textured Finish, ALT Finish 288 or ALT Finish 220 in a variety of colors with broadcast ALT Color Chips or ALT Color Aggregates. For vehicular traffic systems, ALT recommends using ALT Finish 288 in coordinated color schemes to provide directional lining and accents. Note: Representative samples of surface texture and finish are shown below. Due to differences among computer monitors and the nature of printing technology used, these images should not be used to make a final finish selection.

### Pedestrian Option No. 1



#### Description:

ALT Finish 288 or ALT Finish 220 Clear resin applied over ALT RS233 Mortar @ 0.046 kg/ft<sup>2</sup> (0.50 kg/m<sup>2</sup>) for bedding ALT Acrylic Chips. Broadcast ALT Acrylic Chips into wet ALT Finish 288/220 resin using shaker or hopper spray gun to desired coverage and effect. After curing, the surface is vacuumed or swept to remove loose chips, lightly sanded to knock down any chips remaining above the horizontal plane, re-vacuumed, then top-coated with ALT Finish 288 or 220 Clear applied @ 0.046 kg/ft<sup>2</sup> (0.50 kg/m<sup>2</sup>). For added slip resistance, a light broadcast of clear quartz or plastic spheres should be added to the clear finish topcoat.


### Pedestrian Option No.: 2



#### Description:

ALT R291 Textured Finish resin applied over ALT RS233 Mortar @ 0.17 kg/ft<sup>2</sup> (1.8 kg/m<sup>2</sup>). ALT R291 Textured Finish resin should be applied by roller, rolling in one direction, then rolled in the cross direction to obtain a uniform finish. *Note: No aggregate required with ALT R291 Textured Finish, aggregate is pre-mixed in ALT R291 Textured Finish at the factory.*

### Pedestrian Option No.: 3



#### Description:

ALT Finish 288 or ALT Finish 220 Clear resin applied over ALT RS233 Mortar @ 0.056 kg/ft<sup>2</sup> (0.60 kg/m<sup>2</sup>) as an aggregate bedding coat. Kiln-dried quartz 0.4 mm - 0.8 mm broadcast into wet ALT Finish resin. After curing, the surface is vacuumed or swept to remove loose aggregate, then top-coated with ALT Finish 288 or ALT Finish 220 Clear applied @ 0.046 kg/ft<sup>2</sup> (0.50 kg/m<sup>2</sup>).


### Vehicular Main Deck & Pedestrian Option No.: 4



#### Description:

ALT RS233 Mortar applied @ 0.37 kg/ft<sup>2</sup> (4.0 kg/m<sup>2</sup>) as wearing layer and aggregate bedding coat. Kiln-dried quartz 0.7 mm - 1.2 mm broadcast into wet ALT RS233 Mortar. After curing, the surface is vacuumed or swept to remove loose aggregate, then top-coated with ALT Finish 288 applied @ of 0.06 kg/ft<sup>2</sup> (0.65 kg/m<sup>2</sup>).

### Vehicular High Traffic & Pedestrian Option No.: 5



#### Description:

ALT R268 Textured Coating is trowel applied over ALT RS233 Mortar @ 0.33 kg/ft<sup>2</sup> (3.5 kg/m<sup>2</sup>). After curing, as an option ALT R268 Textured Coating may be top-coated with ALT Finish 288 resin applied @ 0.046 kg/ft<sup>2</sup> (0.50 kg/m<sup>2</sup>). *Note: No aggregate is required with ALT R268 Textured Coating, aggregate is pre-mixed in ALT R268 Textured Coating at the factory.*

**DISCLAIMER: NO WARRANTY, EXPRESS OR IMPLIED, IS MADE IN THIS DOCUMENT. THE PRODUCT IS NOT CLAIMED TO BE MERCHANTABILITY OR FIT FOR ANY PARTICULAR PURPOSE.** User and certified ALT Global applicators determine suitability only. See individual ALT Global product data sheets, SDS sheets, guide specifications and details for complete information regarding the suitability, application and handling of ALT Global products.